

How to Print Your Personal Faith Story

Overview

By Mary Knox

1. Write your story using *Microsoft Word* software or something similar.
2. Use the template, "Mary's story." You can download "Mary's story" and replace the copy and photo with your own story and photo.
3. Take it to the printer of your choice. Mary Knox chose Office Max. 50 copies cost 17cents/each for printing, cutting, folding.
4. Start handing them out.

"I've made a goal of handing out one story a day, for a year. I either hand them out personally or send them on Facebook or email. Give them to anyone and everyone! I gave them to the Office Max guy, my waitress, my blood pressure lady at Target, and sent them via Facebook to my Somali Muslim tutor-students, a gal I met at a birthday party, my son's ex-girlfriend, my agoraphobic neighbor, etc. I've decided to start carrying them with me on bike-rides and walks, so I'm prepared. It's so much fun, so easy, and so exciting. I've sown more gospel seed in one week, than I have in one year, I think." --Mary Knox

More Complete Steps

By Ryan Stahl

Mary Knox finished publishing her tract before me, so I just followed her lead and used her template for creating my tract. The template was set up on a ½ sheet of paper (8.5" x 5.5"), with three columns. This seemed to work well. After I had my testimony in tract form, I thought more about the actual printing process. Even though my tract was only a ½ sheet of paper, I couldn't get it to print two on a sheet. The easy solution would be to just take it to Kinko's and print two of them, cut off the extra space, tape them together to get a master and copy away. There are software packages out there that can do that easily I am sure, but the goal was to produce a tract as easily as possible. Anyway, my final tract paper size is a ½ sheet, with the margins set to 0.375" left, right, top, & bottom.

<p>PAGE 2</p> <p>Inside Page 1 of Testimony</p>	<p>PAGE 3</p> <p>Inside Page 2 of Testimony</p>	<p>PAGE 4</p> <p>Inside Page 3 of Testimony</p>
---	---	---

<p>PAGE 5</p> <p>Inside Page 4 of Testimony</p>	<p>PAGE 6</p> <p>Add further information Website for Gospel presentation Church website information Contact information for you if people have questions</p> <p>Do you want to know more? If you want to know more about having a relationship with God through Jesus Christ and to have true Peace, that only Jesus Christ can provide, GO HERE http://peacewithgod.jesus.net/</p> <p>Do you have a church home? If you need a great church home, please come visit us! www.rockthechurch.com www.evergreenchurch.com</p> <p>Would you like to talk? If you would like to know more about my story, please send me an email and we can schedule a time a talk on the phone. rvancstahl@comcast.net</p> <p>I look forward to talking with you!</p>	<p>PAGE 1</p> <p>FRONT COVER</p> <p>Insert Photo and Tract Title</p>
---	---	---

I chose to send out my tract in this form to my team for their final comments. I then processed final corrections and suggestions. Below is my testimony in tract form after I processed all the feedback from my original email.

<p>The World Made Fun of Me</p> <p>When I was a kid, I was what you would call "sensitive". And let me tell you, you don't make a lot of friends when you cry a lot. In elementary school, they called me Cryin' Ryan. Some people, who never went to elementary school with me, heard that nickname from others and used it against me. As I got older, I learned to control my emotions, but this "identity" dogged me into high school. I never understood why people would be so cruel.</p> <p>This pain of getting picked on motivated me as I went off to college. I thought that becoming an engineer was going to make me somebody who people would respect. I worked hard through college, earned an electrical engineering degree and got a great job with 3M. I was very proud of my efforts and for landing a job with an excellent company.</p>	<p>The World Left Me Empty</p> <p>When I moved to St. Paul, to start my career, I felt that I had truly made it. I was somebody now, an engineer, with a great company, who makes a lot of money. I was successful. Over the next six months, I hit the bar scene with some of my new friends and co-workers, trying to find a girlfriend. I honestly thought it would be easy because I was such a success. Girls should like me! But, after several failed relationships and a one night stand, I was even emptier than before. By society's standards I had made it, but I didn't feel like I had. I was supposed to be <u>somebody</u>, but I sure didn't feel like it. My identity was in crisis. If I wasn't the success I was supposed to be, who was I?</p> <p>A short time later I was invited to a Bible Study. As I sat in that room, with fifteen strangers, I felt more comfortable than I had in a long time. A few things stood out to me. One, I felt that these people would</p>	<p>not judge me or make fun of me for what I said. I was so sick of my past and society in general, that it was refreshing not to feel judged. Two, I felt so much peace. These Christians all had peace and confidence that I so desperately wanted. My life was empty, and theirs were not.</p> <p>God Accepted Me</p> <p>At the end of the study, one of the leaders asked me how long I had been a Christian. The question was simple enough, but it hit me like a ton of bricks. Right then and there, I said to myself, "God, I don't know what these people have, but I gotta have it, and I gotta have it NOW." After I said this, something was different; I felt the peace I so longed for. I had gone to church growing up and I had heard about Jesus, but I never had a relationship with Him. I prayed to receive Jesus Christ as my savior that day and God came into my life and gave me a new identity!</p>
---	--	---

2 Corinthians 5:17

This means that anyone who belongs to Christ has become a new person. The old life is gone; a new life has begun!

My life was no longer defined by the cruelty of others. I was no longer defined by society's view of success. I know who I am! My identity is no longer in crisis. My identity was now as a child of God, as someone who was loved by God and special to God! This was an incredible thing for me to grasp!

God gave me new labels: I am God's child (John 1:12), I am dearly loved by God (1 Thes 1:4), I am forgiven (Eph 1:8), I am God's masterpiece (Eph 2:10)

You can have peace and new labels too! Jesus is the answer! It will be the greatest decision you will ever make.

Do you want to know more?

If you want to know more about having a relationship with God through Jesus Christ and to have true Peace, that only Jesus Christ can provide, GO HERE <http://peacewithgod.iesus.net/>

Do you have a church home?

If you need a great church home, please come visit us!

www.rockthechurch.com
www.evergreenchurch.com

Would you like to talk?

If you would like to know more about my story, please send me an email and we can schedule a time a talk on the phone.
rvancstahl@comcast.net.

I look forward to talking with you!



Who am I?

PRINT LAYOUT. In the interest of printing more than one copy of the tract on a sheet of paper, I decided to contact my good friend and fellow Rocker Amanda. She manages the UPS Store in Eagan and this store has some great printing equipment and capabilities. So much so, that the other UPS Stores send print jobs to her. She is also a wiz with layouts, print specifications etc. So I asked her what I should do to get multiple images per sheet. Her answer – just send it to me and I can make a high resolution pdf of the word document, and then lay out the images for multiple copies per sheet. Since I wanted a small tract to hand out (1/4 sheet of paper), this sounded really appealing.

GUIDELINES. So here are the guidelines Amanda provided me for optimal printing.

1. If you are printing a ½ sheet of paper tract (this is what the template is setup for), set the paper to 8.5” x 5.5” landscape. The margins can be no smaller than 0.375”. With this print size, 3 columns work really well.
2. If you are printing a ¼ sheet of paper tract, set the paper up as 4.25” x 5.5” landscape. Margins all around at 0.375” minimum. For this print size, it is a more “square shaped” tract, so two columns is ideal. My tract was not formatted this way in word, but this is the size I wanted. It wasn't a problem with Amanda; she adjusted it with the three columns and made it work.
3. Try to stay away from really fancy fonts. If you do use them, there might be a chance that The UPS Store won't have those same fonts and they will have to substitute.
4. Insert photos into your word document if you would like. But also send the original files with your word document. For optimal print quality, use 150dpi minimum resolution. She can tweak them to get optimal print quality.
5. So what are the prices? I was able to get ¼ sheet of paper, color copies, two sided on standard paper for \$0.06 each tract. If you were printing on ½ sheet of paper, the cost would be \$0.12 per tract. I think this is a fantastic price!




If you were looking for some assistance on your tract, with layout, etc. Amanda is willing to help. She would love to serve you and our King at no charge.

amandaprints@theupsstoreeagan.com

612-747-2130

GET PRINTS. Now that I got my tract proof back from Amanda, I just need to make a couple of final tweaks, then order some copies.

<p>The World Made Fun of Me</p> <p>When I was a kid, I was what you would call "sensitive". And let me tell you, you don't make a lot of friends when you cry a lot. In elementary school, they called me Cryin' Ryan. Some people, who never went to elementary school with me, heard that nickname from others and used it against me. As I got older, I learned to control my emotions, but this "identity" dogged me into high school. I never understood why people would be so cruel.</p> <p>This pain of getting picked on motivated me as I went off to college. I thought that becoming an engineer was going to make me somebody who people would respect. I worked hard through college, earned an electrical engineering degree and got a great job with 3M. I was very proud of my efforts and for landing a job with an excellent company.</p>	<p>The World Left Me Empty</p> <p>When I moved to St. Paul, to start my career, I felt that I had truly made it. I was somebody now, an engineer with a great company, who makes a lot of money. I was successful. Over the next six months, I hit the bar scene with some of my new friends and co-workers, trying to find a girlfriend. I honestly thought it would be easy because I was such a success. Girls should like me! But, after several failed relationships and a one night stand, I was even emptier than before. By society's standards I had made it, but I didn't feel like I had. I was supposed to be <i>somebody</i>, but I sure didn't feel like it. My identity was in crisis. If I wasn't the success I was supposed to be, who was I?</p> <p>A short time later I was invited to a Bible Study. As I sat in that room, with fifteen strangers, I felt more comfortable than I had in a long</p>	<p>time. A few things stood out to me. One, I felt that these people would not judge me or make fun of me for what I said. I was so sick of my past and society in general, that it was refreshing not to feel judged. Two, I felt so much peace. These Christians all had peace and confidence that I so desperately wanted. My life was empty, and theirs were not.</p> <p>God Accepted Me</p> <p>At the end of the study, one of the leaders asked me how long I had been a Christian. The question was simple enough, but it hit me like a ton of bricks. Right then and there, I said to myself, "God, I don't know what these people have, but I gotta have it, and I gotta have it NOW." After I said this, something was different; I felt the peace I so longed for. I had gone to church growing up and I had heard about Jesus, but I never had a relationship with Him. I prayed to receive Jesus</p>
---	---	--

<p>Christ as my savior that day and God came into my life and gave me a new identity!</p> <p>2 Corinthians 5:17 <i>This means that anyone who belongs to Christ has become a new person. The old life is gone; a new life has begun!</i></p> <p>My life started changing. I was no longer defined by the cruelty of others. I was no longer defined by society's view of success. I know who I am! My identity is no longer in crisis. My identity was now as a child of God, as someone who was loved by God and special to God! This was an incredible thing for me to grasp!</p> <p>God gave me new labels: I am God's child (John 1:12), I am dearly loved by God (1 Thess. 1:4), I am forgiven (Eph 1:8), I am God's masterpiece (Eph 2:10)</p> <p>You can have peace and new labels too!</p>	<p>Do you want to know more? If you want to know more about having a relationship with God through Jesus, Visit: http://peacewithgod.jesus.net/</p> <p>Do you have a church home? If you need a great church home, please come visit us!</p> <p> www.rockthechurch.com 5501 Chicago Ave S., Minneapolis 612-339-8638 www.evergreenchurch.com</p> <p>Would you like to talk? If you would like to know more about my story, please send me an email and we can schedule a time a talk on the phone. ryanctahl@comcast.net</p> <p></p> <p>I look forward to talking with you!</p>	 <p>Who am I?</p>
--	---	--

You will notice that with three columns, set up for 1/4 sheet of paper, the tract gets a little squished. It is now squarer than rectangle. This still worked for me!

So what are the prices? I was able to get 1/4 sheet of paper, color copies, two sided on standard paper for \$0.06 each tract. If you were printing on 1/2 sheet of paper, the cost would be \$0.12 per tract. I think this is a fantastic price!

If you were looking for some assistance on your tract, with layout, etc. Amanda is willing to help. She would love to serve you and our King at no charge.

amandaprints@theupsstoreegan.com
612-747-2130

DISTRIBUTE. Start handing them out!